

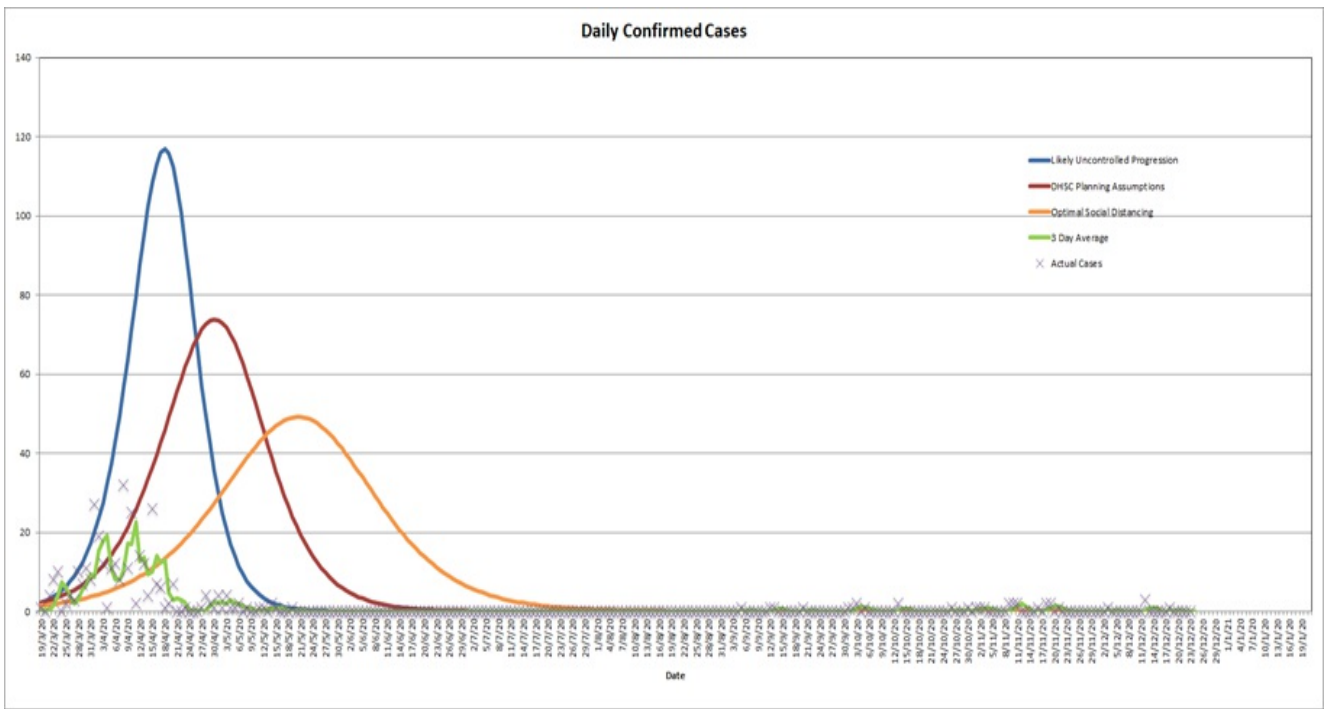
As at 4:15pm on 30 December 2020, in the Isle of Man there have been:






Confirmed cases 377	Total active cases 4 Admitted to hospital 1 Isolated individual (non-community) 3
Total tests 20,823	Concluded tests 20,807
Awaiting results 16	Awaiting tests tbc
Number of deaths 25	Hospital admissions 0
Number of deaths in hospital 7	Number of deaths in the community 18

This information is also [available as open data](#).

Daily confirmed cases

As at 4pm on 24 December 2020

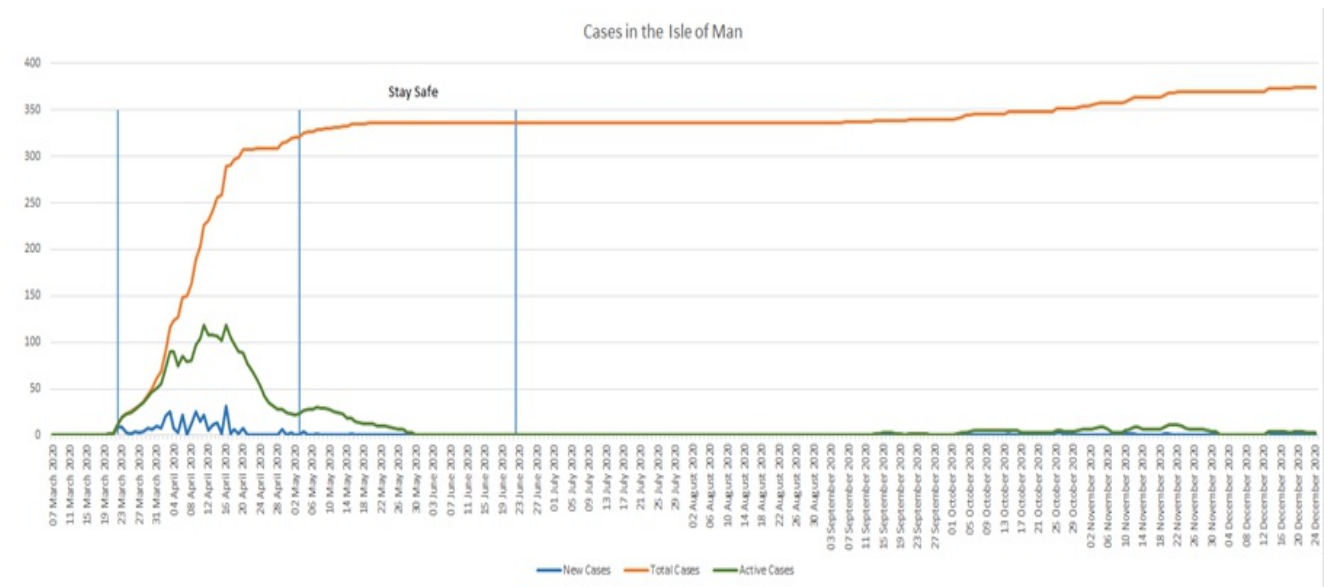




-  Likely uncontrolled progression
-  DHSC planning assumptions
-  Optimal social distancing
-  Three day average
-  Actual cases

The graph shows the daily confirmed cases and the projected infection rates for a best case scenario compared to a likely uncontrolled progression.

Cases in the Isle of Man

As at 4pm on 24 December 2020



-  New cases
-  Total cases

The above chart shows active cases, new cases and total confirmed cases in the Isle of Man from the start of the coronavirus pandemic and how the Island is progressing through each phase.

Borders (all ports)

As part of Isle of Man Government response to COVID-19 pandemic, a Borders Framework has been developed to reduce the spread and transmission of COVID-19 infection.

See [Borders Framework](#) for current restrictions in place.

Businesses

Any legal requirement for social distancing in our community was removed on 15 June. Businesses are no longer legally required to take steps in relation to social distancing, such as encouraging employees to work from home, or limiting the number of customers in shops.

COVID-19 will remain a risk for some time and you must manage this risk in the same way you would manage any other risk to your staff or customers, in line with Health & Safety legislation. You may wish to continue to implement some enhanced hygiene and social distancing measures should this be deemed an appropriate and proportionate way to manage risks.

See: [New guidance for businesses](#)

Hospitals

Visiting restricted.

See: [Visiting Policy](#)

Schools

All school sites are open as normal.

See also: [Schools and nurseries](#)

Travel advice

Booking accommodation and financial support for returning residents

Application forms and landing forms

Isle of Man Resident and Student Travel

Compassionate visits to the Isle of Man

Non-Residents travelling to live or work in the Isle of Man

Social distancing

Self-isolation

COVID-19 vaccination for the Isle of Man

Gatherings and freedom of movement

Guidance on face masks

Local food and produce delivery services

Personal finance

Private vessels and aircrafts

Charities that can help

Contact numbers

Back to care

Key workers

On island private COVID-19 PCR Test

Latest from Twitter:

Chief Minister Press Briefing: 30 December 2020

Chief Minister Press Briefing: 30 December 2020

Isle of Man Government
Cabinet Office
Third Floor
Government Office
Bucks Road
Douglas
IM1 3PN



Legislation, guidance & plans

Emergency powers statutory documents

Guidance documents

Medium-term response document

Outbreak management plan

Open data & key indicators

Open data & key indicators downloads

Privacy

Privacy notice